



# Gift Aid

Capture Gift Aid  
with Contactless Donations



*giftaid it*

## Maximise Gift Aid On All Of Your Giving With PAYA Group

PAYA Group is committed to assisting its customers with the provision of information to recover Gift Aid on eligible donations across all channels.

We can now support Gift Aid collection across a whole range of our services.

Gift Aid is currently available on all digital channel donation pages including our recently launched MyGivingHub which enables donors to match up their giving via our contactless devices as well as online. This is achieved using tokenisation which recognises when the same cardholder has used their card in both environments.

In addition to this, we can now offer you the ability to collect Gift Aid from donations taken on Payter devices as well as those processed via our DonationsApp.

### Features & Benefits

- Simple service compared to other solutions
- Full Gift Aid uplift on all eligible donations
- Gift Aid on contactless donations
- Minimal administration. Gift Aid reports are available in your Merchant Portal selectable by date range
- Gift Aid information is provided for FREE and there is no additional charge on the amount recovered
- PAYA Group's multichannel tokenization allows donors to add Gift Aid to any donation made on their registered cards within the past 4 years
- Registration of donors can be encouraged by QR Codes, NFC Tags or via Web address
- PAYA Group partners can be introduced to assist you with Gift Aid recovery



## Capture Gift Aid with Contactless Donations on a Payter.

By registering their card with MyGivingHub, your donors could help you claim Gift Aid and benefit from the extra 25p on every £1 they donate.

Using QR Code technology we are able to offer donors, using unattended contactless devices like the Payter, the option to register their UK taxpayer eligibility and agreement to recover Gift Aid and once their registration is complete, all past and future donations will have Gift Aid eligibility confirmed on their behalf.



You can include the QR code within your branding plate and promotional artwork

Stickers can be placed on the side of the devices.



A4 artwork can be printed and laminated to create a mat and the Payter device can be placed on it with an A5 flyer placed next to the device.



A4/A5 flyers can be downloaded and printed to place in acrylic holders next to the Payter contactless terminal.

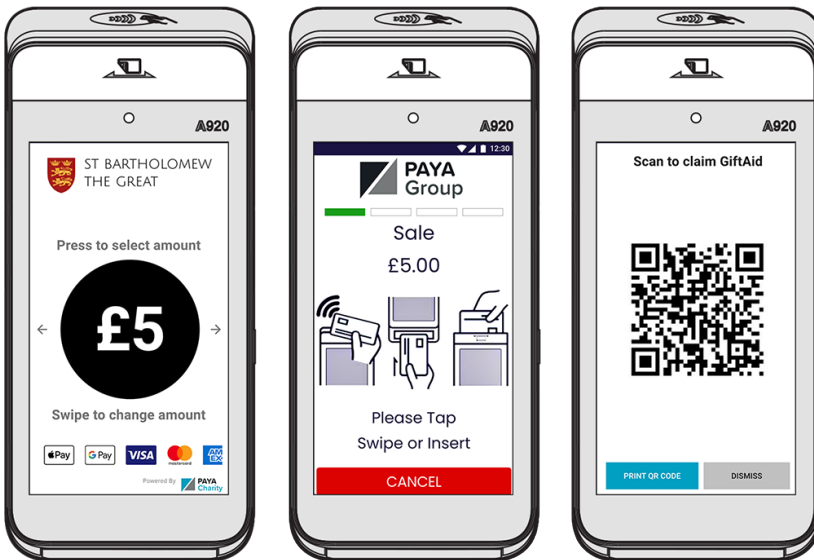
## Capture Gift Aid with Contactless Donations on a PAX.

If your charity is taking contactless donations for a cause which qualifies for Gift Aid recovery, we can now offer a solution to help you.

Our DonationsApp has the option to support Gift Aid.

With the Gift Aid option enabled, after making a successful donation as usual the donor will be presented with a QR code that they can scan using their mobile phone. This will take them to a secure web page where they can register for gift aid at their convenience.

Optionally the donor can be provided with a QR code printed receipt to take with them.




## Capture Gift Aid with Mobile & Online Donations.

If your charity is taking contactless donations for a cause which qualifies for Gift Aid recovery, we can now offer a solution to help you.

Our QR Code initiated & Online donation pages can be configured at campaign level to include the option to capture the donors eligibility and confirmation to recover Gift Aid.

The Gift Aid eligible donations and associated details will appear in your Merchant Portal for you to claim in the normal way.



## How It Works

### 1. Scan the QR Code

The donor scans the QR code using their mobile device. This will take them to a dedicated page on MyGivingHub where they will simply enter their email address.

### 2. Confirmation Email & Registration

A confirmation email is sent to the donor verifying the email address entered and with a link to complete the registration.

The donor completes the registration with their name and address details, confirms their eligibility and authority to reclaim Gift Aid and registers the credit/debit card they have just used to make a contactless donation.

### 3. Capture & Display Donations Made on The Card

Once the donor's card is registered, we are able to use the secure token generated to match against previous donations made on the card and display this to the donor and include the Gift Aid eligibility to you in your Merchant Portal to claim in the normal way.

## TRY IT YOURSELF

Scan the QR Code to

*giftaid it*

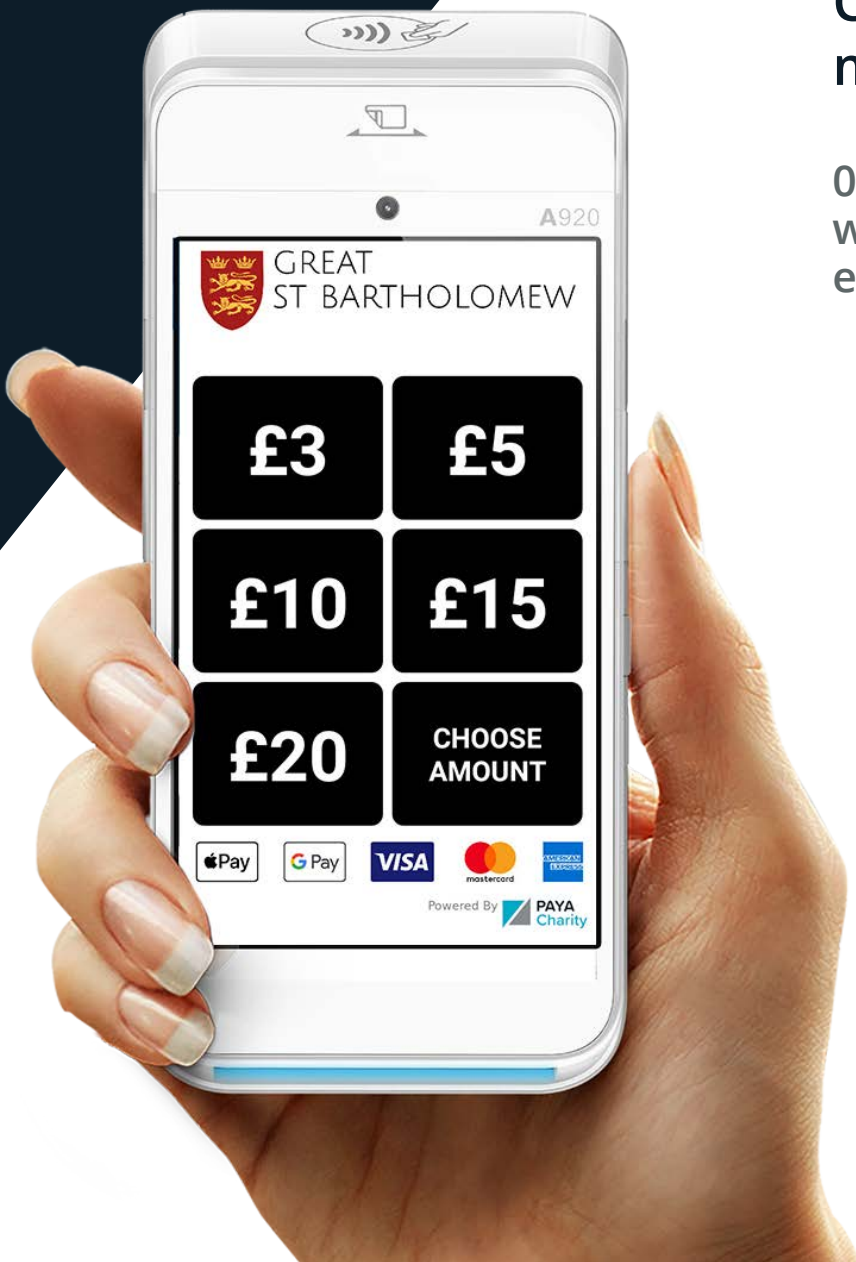
at MyGivingHub.com





**PAYA  
Group**

0333 123 1243  
[www.payagroup.co.uk](http://www.payagroup.co.uk)  
[enquiries@payagroup.co.uk](mailto:enquiries@payagroup.co.uk)



**Contact us for  
more information**

0333 123 1243  
[www.payagroup.co.uk](http://www.payagroup.co.uk)  
[enquiries@payagroup.co.uk](mailto:enquiries@payagroup.co.uk)

 **PAYA  
CardServices**

 **PAYA  
Charity**

 **PAYA  
ITS**

 **PAYA  
LibertyPay**

 **PAYA  
QixPay**

0333 123 1243  
[www.payagroup.co.uk](http://www.payagroup.co.uk)  
[enquiries@payagroup.co.uk](mailto:enquiries@payagroup.co.uk)

 **PAYA  
Group**